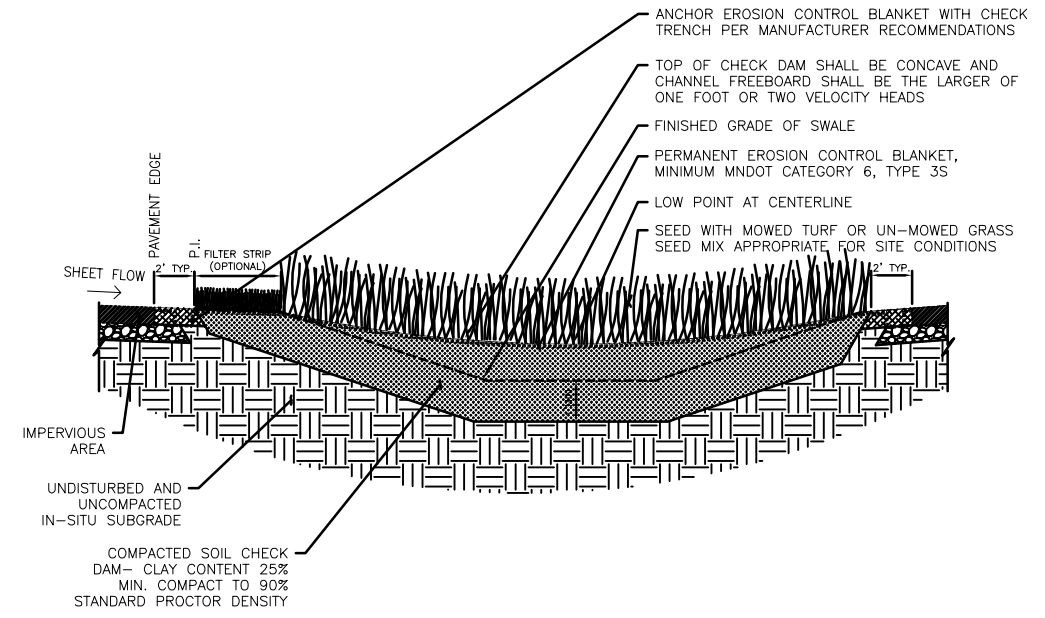
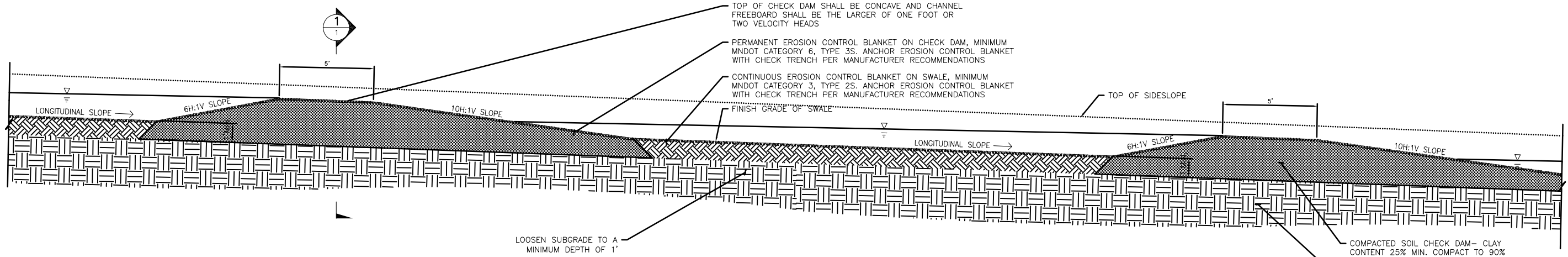


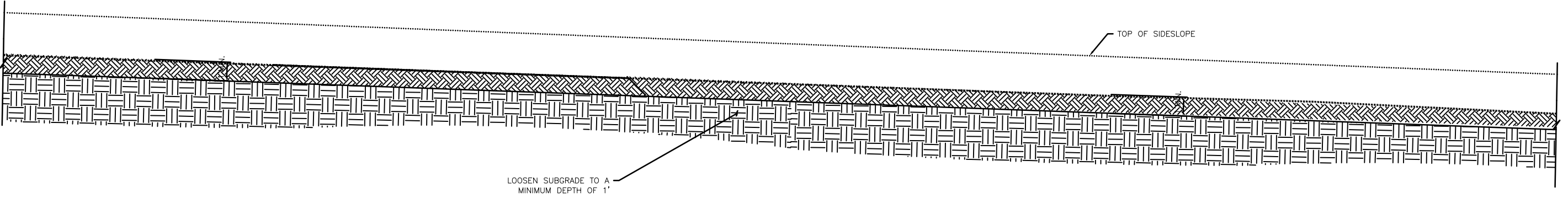
CADD USER: K... FILE: ... 3/20/2018 11:22 AM



1
1 TYPICAL WET SWALE CHECK DAM CROSS SECTION
NOT TO SCALE



4
2 TYPICAL WET SWALE PROFILE SECTION WITH CHECK DAMS
NOT TO SCALE



5
2 TYPICAL WET SWALE PROFILE SECTION
NOT TO SCALE

NOT FOR CONSTRUCTION PURPOSES

NO.	REVISION DESCRIPTION	DATE	BY

I hereby certify that this plan was prepared by me or under my direct supervision and that I am a duly Licensed Professional Engineer under the laws of the State of Minnesota.	
Print Name: _____	License No. _____
Sign Name: _____	Date _____

Date _____	Designed By _____	Drawn By _____
------------	-------------------	----------------

TYPICAL WET SWALE	
-------------------	--

Sheet No. 2	of 2
Sheets	